



FEATURES

STAGE
SERIES



- Modern TIR optics for the highest intensity on the market
- Backlighting available in white, amber, red, and blue
- Durable powdercoated aluminum construction
- Integrated Deutsch-style connector
- Pin-fin heatsink design
- Designed, torture tested and assembled in USA

GENERAL SPECIFICATIONS

Optic	Peak Beam Intensity (Candela)	Illuminance (lux @10m)	Measured Output (Lumens)	Raw Output (Lumens)	Output Color
Combo	16,000 cd	160 lux	871 lm	1,130 lm	6000K White
Flood	375 cd	4 lux	871 lm	1,130 lm	6000K White
Fog	5,000 cd	50 lux	871 lm	1,130 lm	6000K White

Functions: White Output with White, Amber, Red, or Blue Backlight

Voltage Range: 9-16V

Current Draw (amps @ 12.8V): 605mA (output), 55.3mA (backlight)

Wattage: 7.75W (output), 708mW (backlight)

Connector Type: 4 Pin DT Connector

Driver Type: Integrated Driver

LED Type/Count: Luxeon Z ES/2 total, 3014/6 total

Compliance Rating: J575 Durability Test, SAE-F J583, SAE-Y J581

Intrusion Rating: IP67 Weatherproof

Operating Temperature: -40°C to 85°C

What's Included:

- One (1) or Two (2) Stage Series 2" LED Pods
- One (1) or Two (2) Deutsch-style wire pigtails
- One (1) or Two (2) Mounting brackets and hardware

Dimensions & Weight:

Length: 12.5" **Width:** 5" **Height:** 3.5"

Weight: 1.15 lbs (single), 1.9 lbs (pair)

SKUs: Append "S" to the end of each SKU for single and "P" for pair

DD6423 Stage Series 2" Sport White Fog Flush WBL

DD6424 Stage Series 2" Sport White Fog Flush ABL

DD6426 Stage Series 2" Sport White Flood Flush WBL

DD6427 Stage Series 2" Sport White Flood Flush ABL

DD6428 Stage Series 2" Sport White Flood Flush RBL

DD6429 Stage Series 2" Sport White Flood Flush BBL

DD6726 Stage Series 2" Sport White Combo Flush WBL

DD6727 Stage Series 2" Sport White Combo Flush ABL

DD6728 Stage Series 2" Sport White Combo Flush RBL

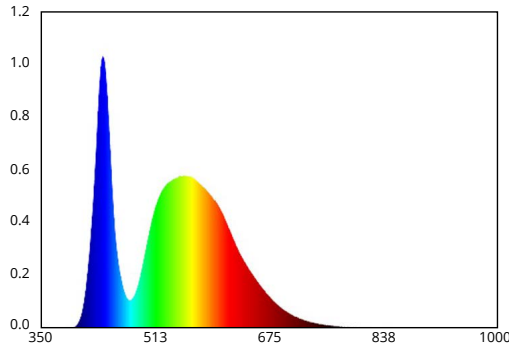
DD6729 Stage Series 2" Sport White Combo Flush BBL

All data and specifications are nominal values and may vary.

PUBLISHED: 1-26-2021

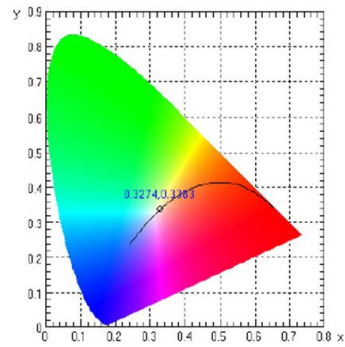
COLORIMETRIC SPECIFICATIONS

WHITE MAIN BEAM



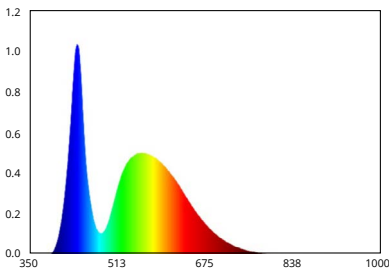
Spectral Distribution

CHROMATICITY



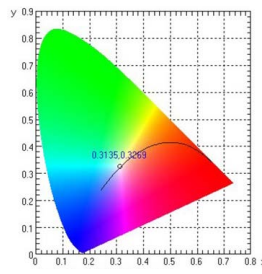
X=0.3383, Y=0.3274

WHITE BACKLIGHT



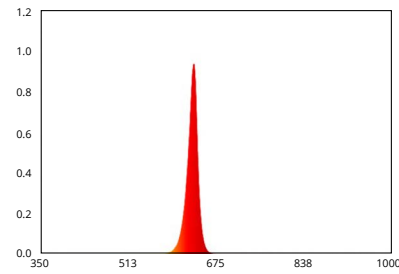
Spectral Distribution

CHROMATICITY



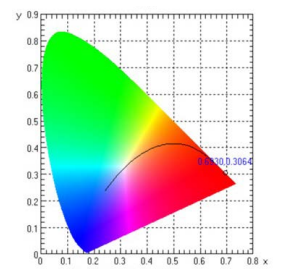
X=0.3135, Y=0.3269

RED BACKLIGHT



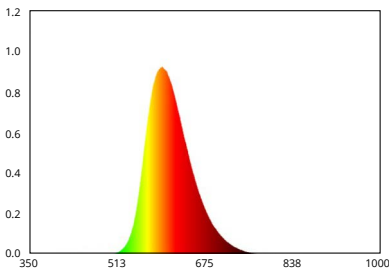
Spectral Distribution

CHROMATICITY



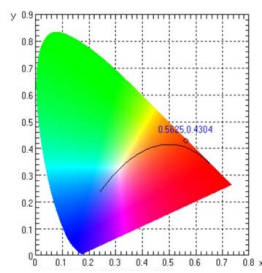
X=0.6930, Y=0.3064

AMBER BACKLIGHT



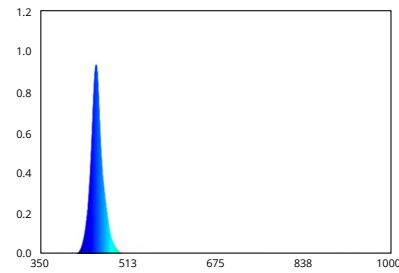
Spectral Distribution

CHROMATICITY



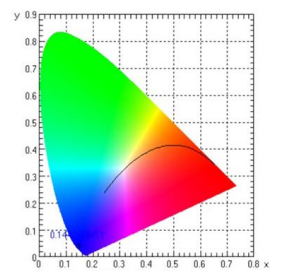
X=0.5625, Y=0.4304

BLUE BACKLIGHT



Spectral Distribution

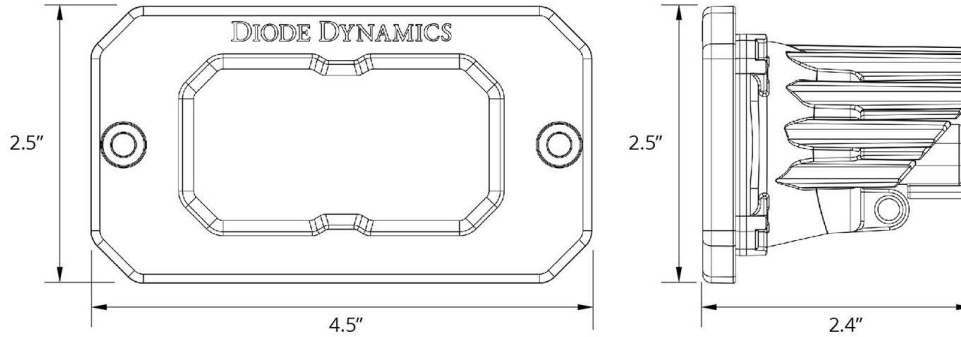
CHROMATICITY



X=0.1442, Y=0.0411

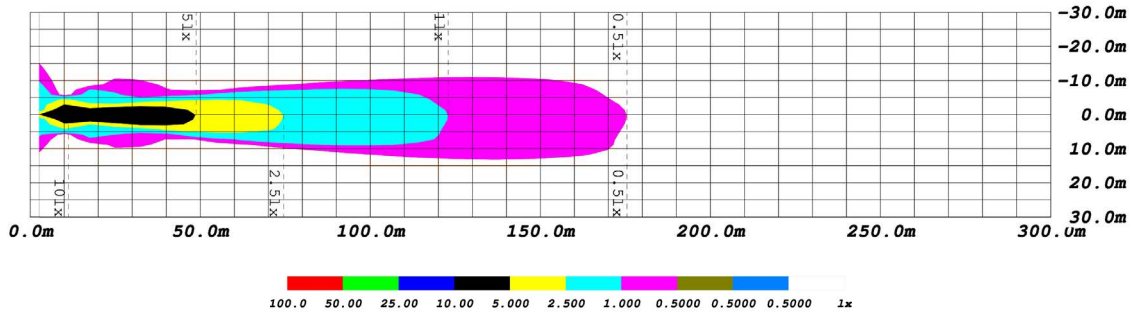
PUBLISHED: 1-26-2021

PRODUCT DIMENSIONS

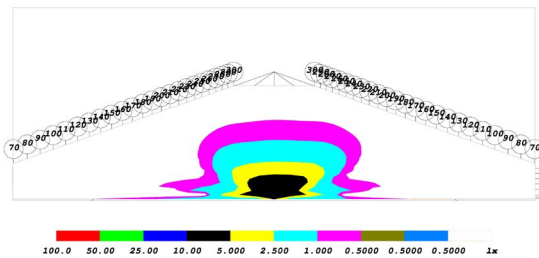


PHOTOMETRIC SPECIFICATIONS

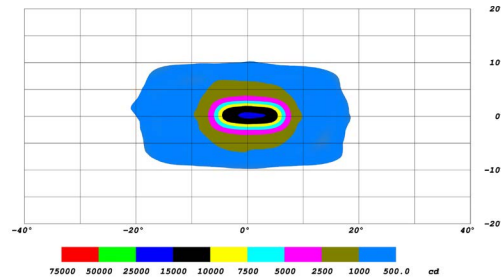
Combo Optic Isolux



Combo Optic Perspective



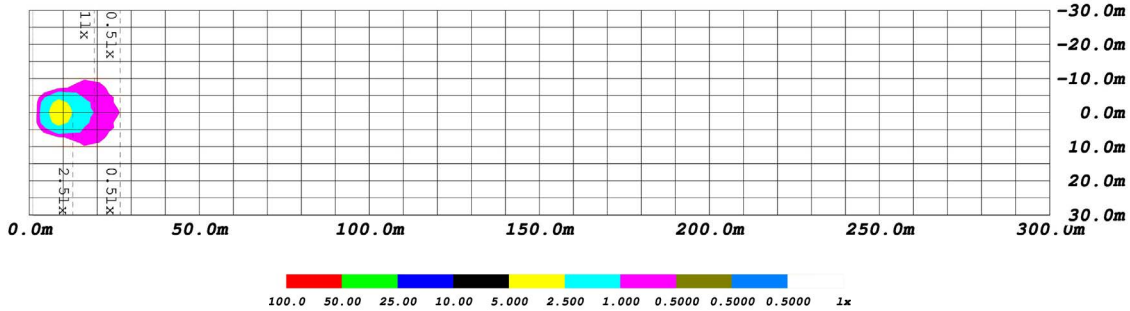
Combo Optic Isocandela



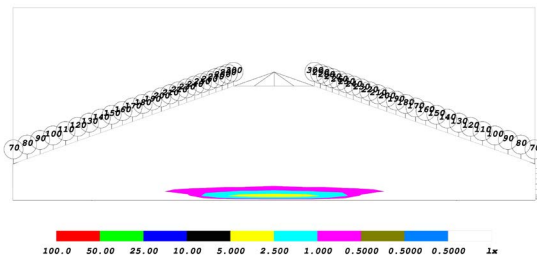
PUBLISHED: 1-26-2021

PHOTOMETRIC SPECIFICATIONS (cont.)

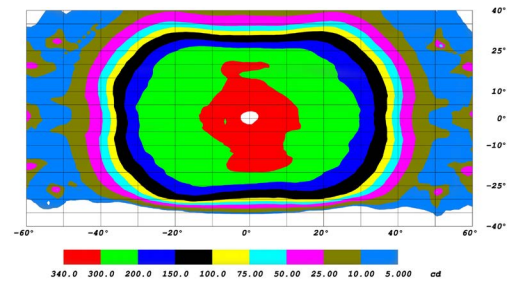
Flood Optic Isolux



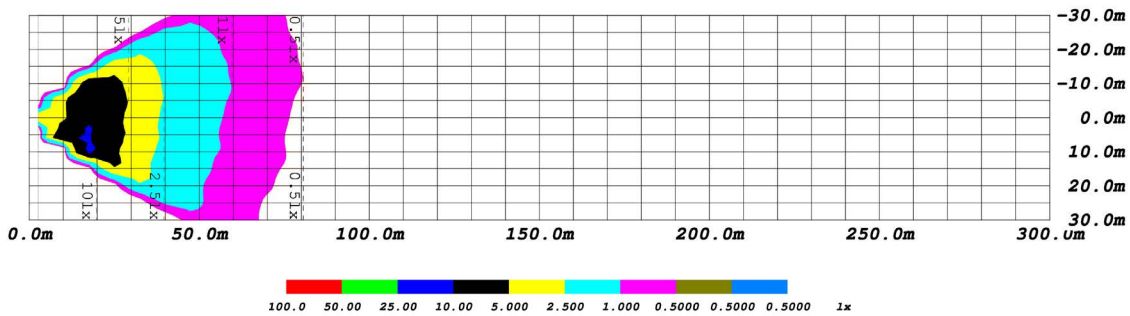
Flood Optic Perspective



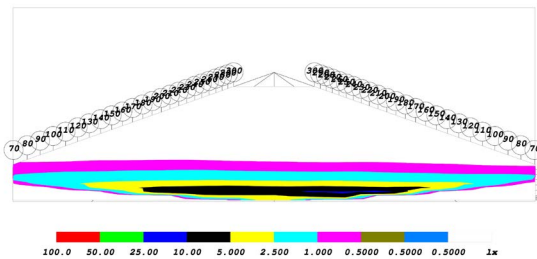
Flood Optic Isocandela



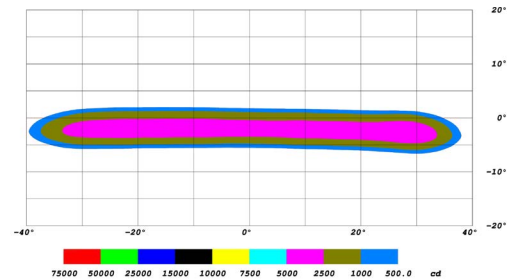
Fog Optic Isolux



Fog Optic Perspective



Fog Optic Isocandela



PUBLISHED: 1-26-2021