

## FEATURES



- Allows for flush installation with truck bumpers, truck beds, and anywhere else you can think of
- High intensity LED chip
- Backlighting available in amber
- Durable powdercoated aluminum construction
- Integrated Deutsch-style connector

## GENERAL SPECIFICATIONS

Optic	Peak Beam Intensity (Candela)	Illuminance (lux @10m)	Measured Output (Lumens)	Raw Output (Lumens)	Output Color
Flood	780 cd	8 lux	2,200 lm	2,375 lm	Selective Yellow

**Functions:** Yellow Output with Amber Backlight

**Voltage Range:** 9-16V

**Current Draw (amps @ 12.8V):** 1.7A (output), 25mA (backlight)

**Wattage:** 21.5W (output), 0.3W (backlight)

**Connector Type:** 4 Pin DT Connector

**Driver Type:** Integrated Driver

**LED Type/Count:** Cree XHP50 4000K/1 total, 3014/3 total

**Compliance Rating:** J575 Durability Test

**Intrusion Rating:** IP67 Weatherproof

**Operating Temperature:** -40°C to 85°C

### What's Included:

- One (1) or Two (2) SSC1 Flush LED Pods
- One (1) or Two (2) Deutsch-style wire pigtails
- One (1) or Two (2) Flush Frame gaskets
- Mounting hardware and drilling template

### Dimensions & Weight:

**Length:** 7.5" **Width:** 4.5" **Height:** 3"

**Weight:** 0.7 lbs (single), 1.2 lbs (pair)

SKUs: Append "S" to the end of each SKU for single and "P" for pair

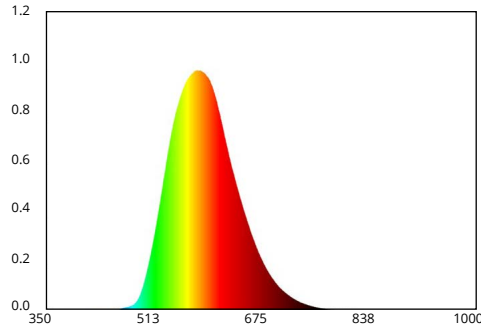
DD6478 SSC1 Pro Yellow Flood Flush ABL

All data and specifications are nominal values and may vary.

**PUBLISHED: 1-10-2022**

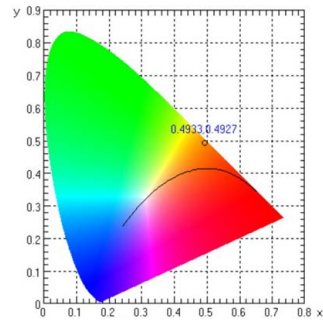
## COLORIMETRIC SPECIFICATIONS

### YELLOW MAIN BEAM



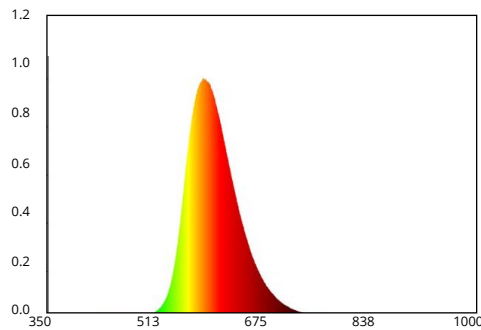
Spectral Distribution

### CHROMATICITY



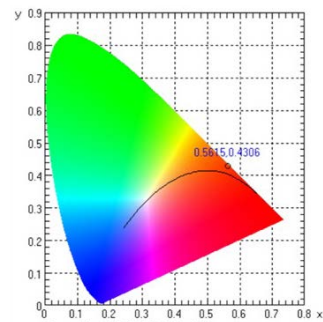
X=0.4933, Y=0.4927

### AMBER BACKLIGHT



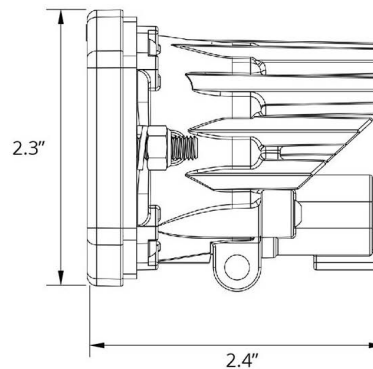
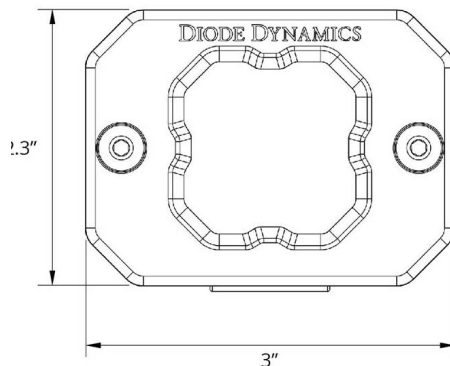
Spectral Distribution

### CHROMATICITY



X=0.5615, Y=0.4306

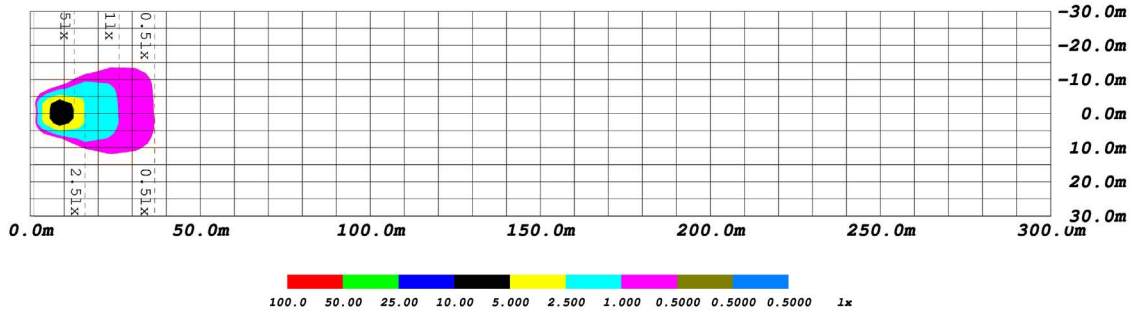
## PRODUCT DIMENSIONS



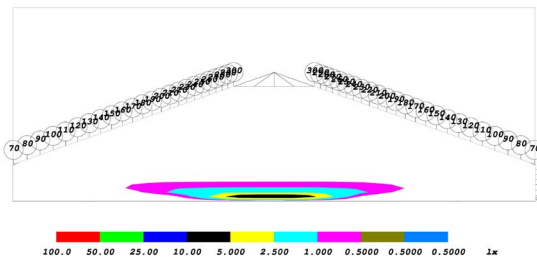
PUBLISHED: 1-10-2022

# PHOTOMETRIC SPECIFICATIONS

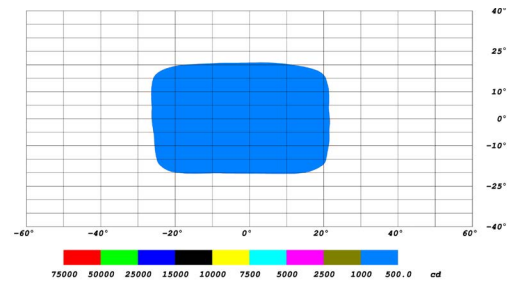
Flood Optic Isolux



Flood Optic Perspective



Flood Optic Isocandela



PUBLISHED: 1-10-2022